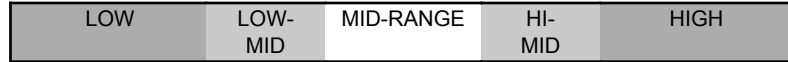


# LEADERSHIP EFFECTIVENESS ANALYSIS™

## Strategic Directions - Group Report

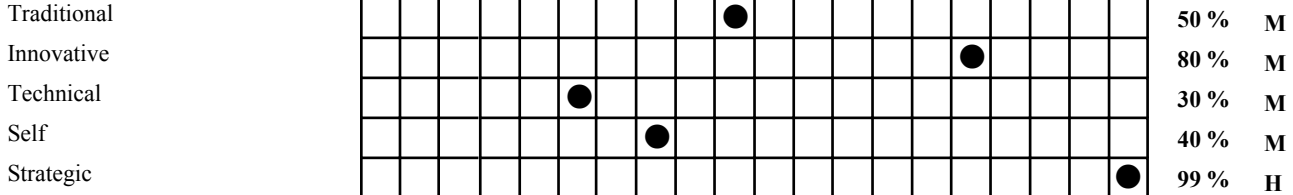
### Median Profile

ABC Company  
Executive Team  
# of Respondents: 13

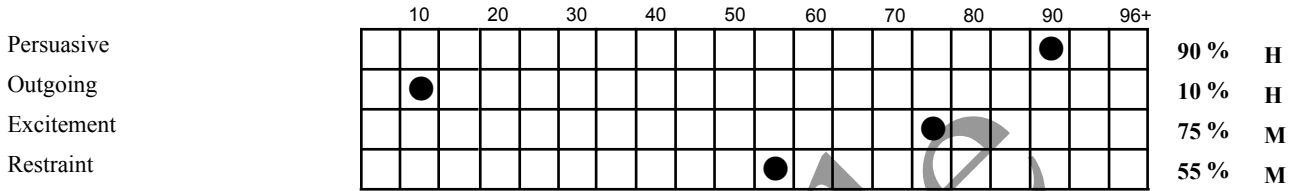


Rater Agreement:

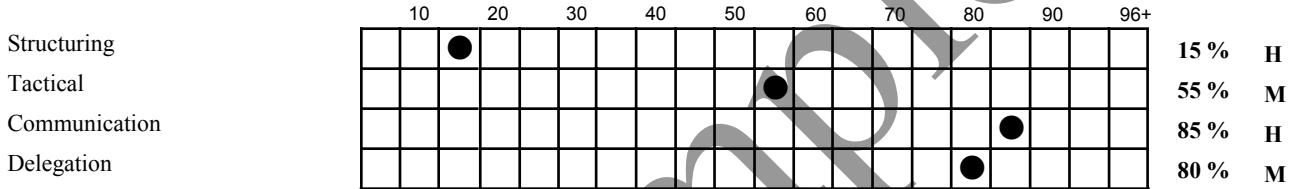
#### Creating a Vision



#### Developing Followers



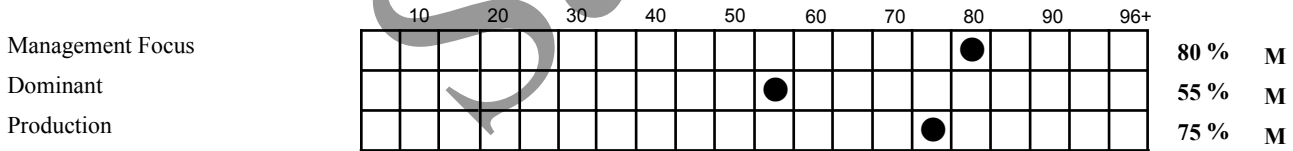
#### Implementing the Vision



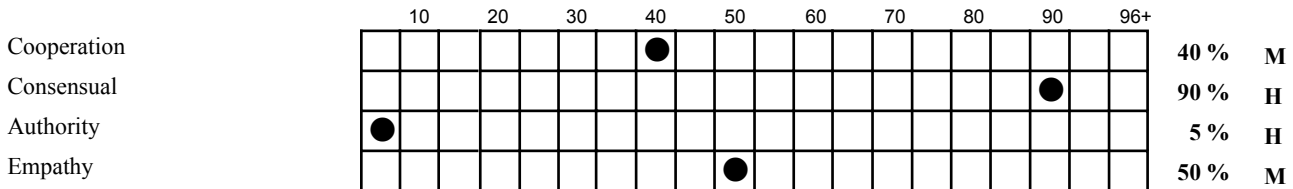
#### Following Through



#### Achieving Results



#### Team Playing



# LEADERSHIP EFFECTIVENESS ANALYSIS™

## Strategic Directions - Group Report

### Median/Frequency

LOW	LOW-MID	MID-RANGE	HI-MID	HIGH
-----	---------	-----------	--------	------

Rater Agreement:

#### Creating a Vision

	10	20	30	40	50	60	70	80	90	96+	Median	Mode	
Traditional	1		1 3	1	1	2	1	1			1	50 % M	
Innovative	1				1		2	1	2	1	3	2	80 % M
Technical	1	1	1 2	2	1	2		2	1				30 % M
Self		4	1	1	2	1		1	1	2			40 % M
Strategic						1				1	3	8	99 % H

#### Developing Followers

	10	20	30	40	50	60	70	80	90	96+	Median	Mode		
Persuasive					1	1		1	1	1	2	4	2	90 % H
Outgoing	6	2	1	2	1	1								10 % H
Excitement		2			2	2		1	1	2	1	2		75 % M
Restraint			1	2	1	2	2	1	1		2			55 % M

#### Implementing the Vision

	10	20	30	40	50	60	70	80	90	96+	Median	Mode		
Structuring	4	2	3	2	1	1								15 % H
Tactical			1	1	1	1	2	3		2		1		55 % M
Communication			1	1	1		1		2	3	2	3		85 % H
Delegation			1	1	1	1	1	2	1	1	2	3	1	80 % M

#### Following Through

	10	20	30	40	50	60	70	80	90	96+	Median	Mode		
Control	2	2	2	2	1		1	1						25 % M
Feedback	1			1	2	1	2	2	1	2		1		55 % H

#### Achieving Results

	10	20	30	40	50	60	70	80	90	96+	Median	Mode		
Management Focus			1		2	1	1	1	2	2	2	1		80 % M
Dominant		1	2	1	2	1	2	1	2		1			55 % M
Production	1	1		1	1			4			4	1		75 % M

#### Team Playing

	10	20	30	40	50	60	70	80	90	96+	Median	Mode		
Cooperation		1	2	2	2	3	1	2						40 % M
Consensual						2	1	1	1	1	1	4	2	90 % H
Authority	8	1	3		1									5 % H
Empathy			1	1	3	4	1	1	2					50 % M